

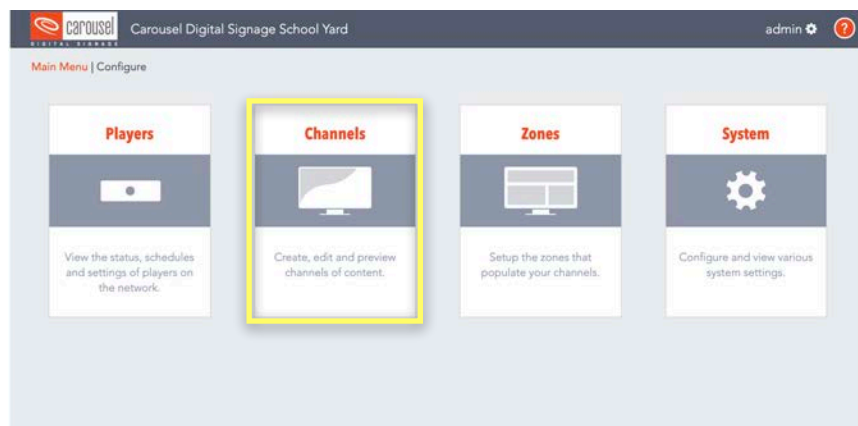
Previewing Channels



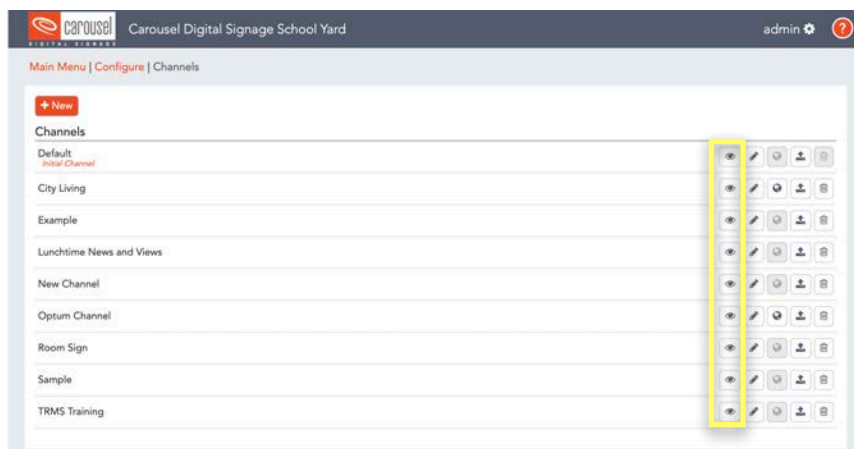
In the previous document, you logged in and discussed the main menu in Carousel. The other area that you will learn about is accessed by clicking on the **user menu**, which will be your username next to the gear at the top right of the screen.



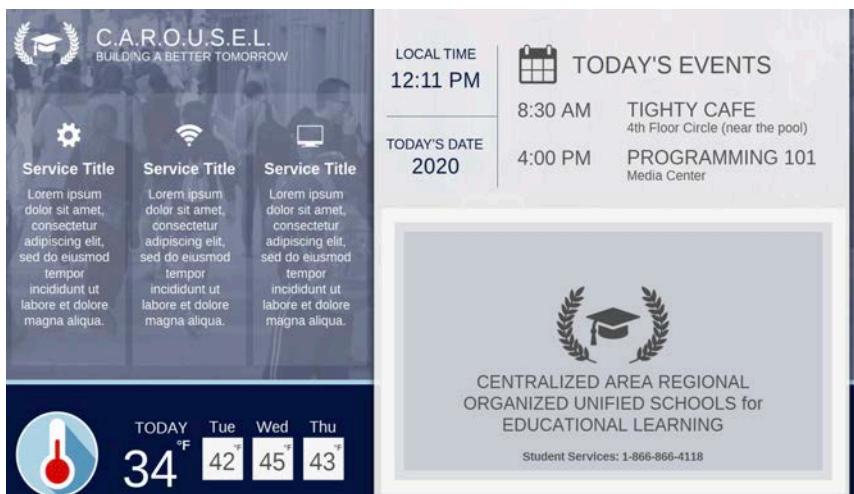
Selecting **configure** takes you to the configure area, where you can view and edit your channels, zones, and players.



For this training, the only thing we will be doing here is viewing our current **channel**.



This can be done by clicking on channels, and then the **view button** next to the channel's name. In this training, you'll notice the channel names and the number of channels are different than your own system. This is okay; the functionality and concepts remain the same.

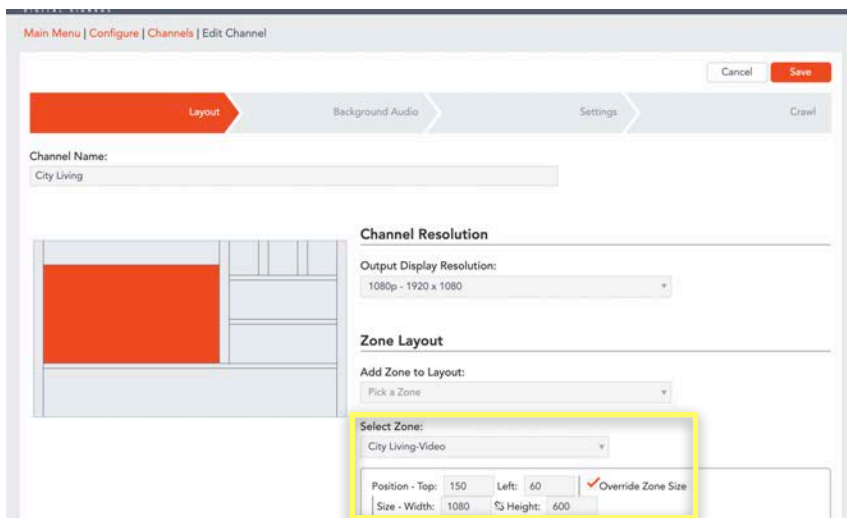


A new tab will open that shows you what this channel looks like to your audience on the display. You'll want to take note that there are certain things you won't see on your computer preview screen, such as video, animation, live streams, and crawls. These items that are in motion are only viewable on the display, so you will need to walk out to your display to check if they are showing correctly.

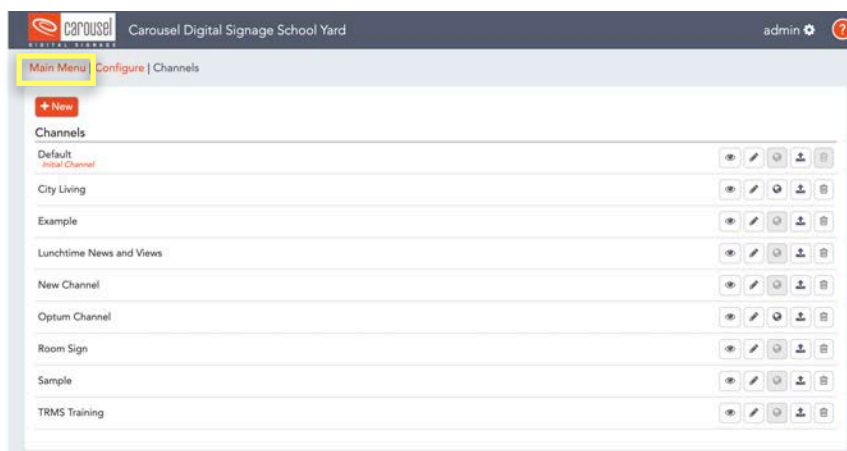
You can leave this preview tab whenever you are adding or editing content in Carousel to make sure it is displaying correctly, assuming you have them scheduled to play right away.



The final thing we'll look at is the channel's layout. To see this, click on the **edit button** for the channel you want to see.



Doing this allows you to see all of the zones on the channel, including the **zone names, the zone sizes and positioning of each zone**. This will be useful for when you want to add content. Since each zone is unique and separate from each other, knowing the zone name and dimensions will help you get the right content to the right place on the display.



To get back to the main menu at any time, simply **click on the trail near the top**. This will always be visible when you are working in Carousel.

Title: Previewing Channels
 Course: Carousel 101
 Sequence: Video #3
 Created by: John Skoy
 Last updated: 3/28/2019